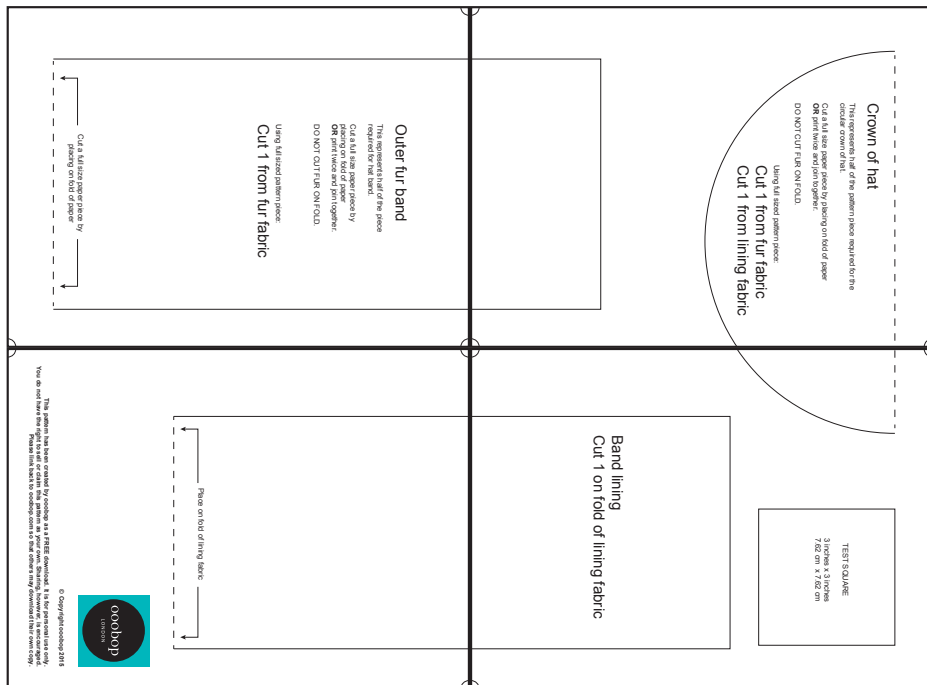




FREE PATTERN DOWNLOAD

Zhivago-inspired fur hat



PATTERN LAYOUT

Outer fur band

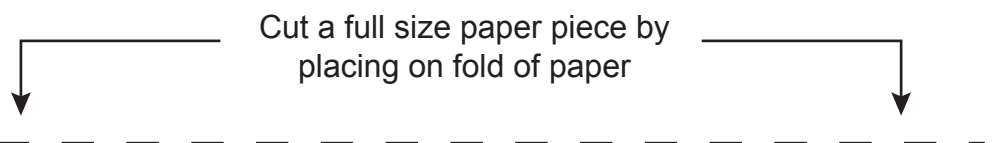
This represents half of the piece required for hat band.

Cut a full size paper piece by placing on fold of paper
OR print twice and join together.

DO NOT CUT FUR ON FOLD.

Using full sized pattern piece:

Cut 1 from fur fabric





Crown of hat

This represents half of the pattern piece required for the circular crown of hat.

Cut a full size paper piece by placing on fold of paper
OR print twice and join together.

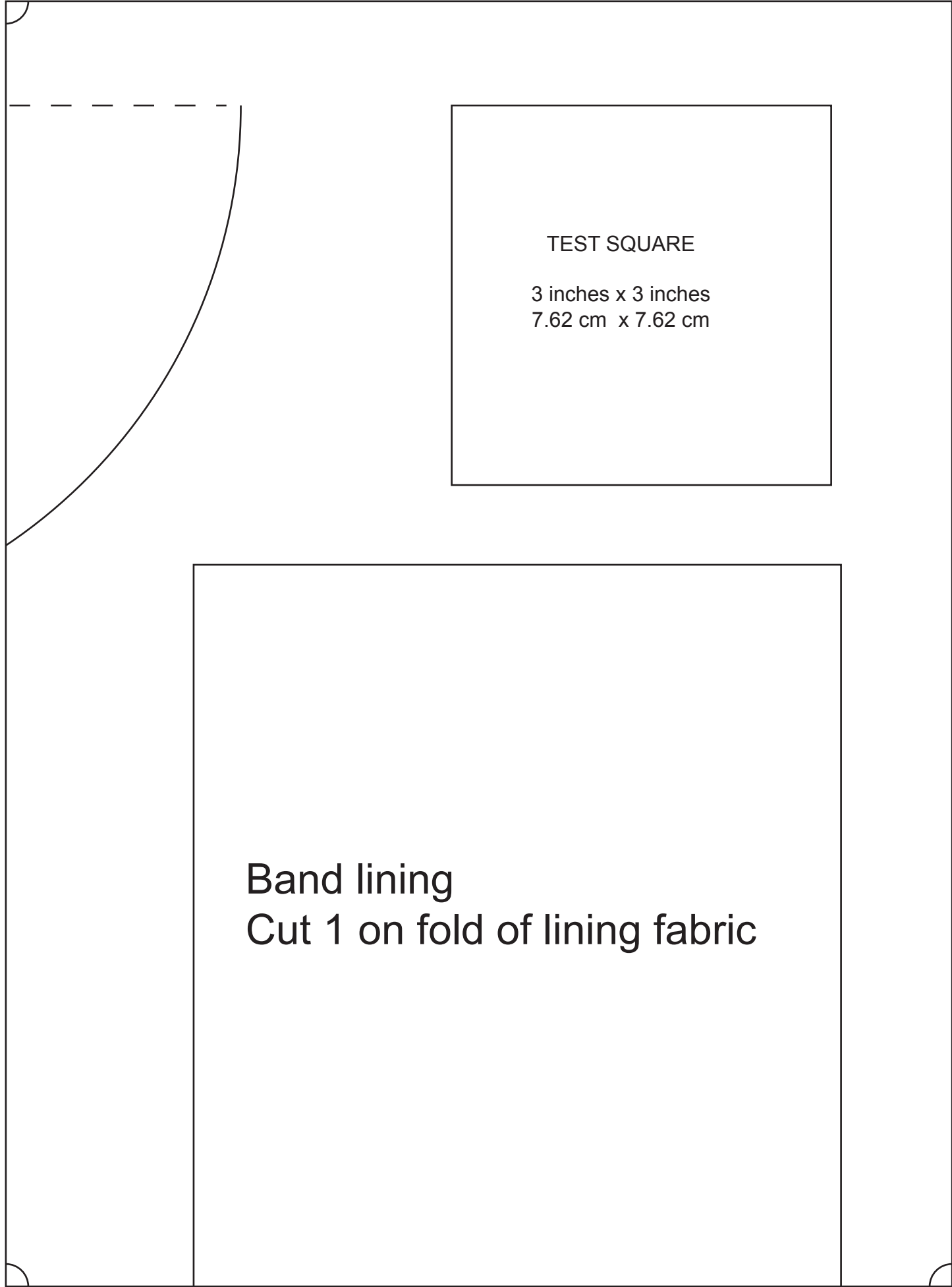
DO NOT CUT FUR ON FOLD.

Using full sized pattern piece:

Cut 1 from fur fabric

Cut 1 from lining fabric





TEST SQUARE

3 inches x 3 inches
7.62 cm x 7.62 cm

Band lining

Cut 1 on fold of lining fabric

Place on fold of lining fabric



© Copyright oobop 2015

This pattern has been created by oobop as a FREE download. It is for personal use only. You do not have the right to sell or claim this pattern as your own. Sharing, however, is encouraged. Please link back to oobop.com so that others may download their own copy.